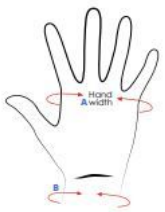


SIZE CHART FOR PROTECTIVE GEAR 11358

For the correct selection of the size, consult the following tables:

WRIST

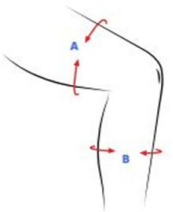
SIZE			CENTIMETER	INCHES
S		A	18-20	7-7,8
		B	15-17	5,9-6,7
M		A	20-22	7,8-8,7
		B	16-18	6,3-7
L		A	23-25	9-9,8
	B	19-21	7,5-8,3	
XL	A	24-26	9,4-10,2	
	B	21-23	8,3-9	

A : Center of the hand

B : Center of the wrist

Hold your palm open and measure the circumference of the wrist (B) and the circumference of the base of the fingers (A)

KNEE

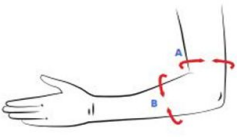
SIZE			CENTIMETER	INCHES
S		A	27-31	10,6-12,2
		B	25-29	9,8-11,4
M		A	31-35	12,2-13,8
		B	29-33	11,4-12,9
L		A	33-37	12,9-14,5
	B	31-35	12,2-13,8	
XL	A	35-39	13,8-15,3	
	B	32-35	12,6-13,8	

A : 10 cm above the center of the knee

B : 10 cm below the center of the knee

Measure the circumference of the thigh, 10cm above the center of the knee, and the circumference of the calf 10cm under the knee.

ELBOW

SIZE			CENTIMETER	INCHES
S		A	20-23	7,8-9
		B	19-22	7,5-8,7
M		A	23-26	9-10,2
		B	22-25	8,7-9,8
L		A	25-28	9,8-11
	B	24-26	9,4-10,2	
XL	A	27-30	10,6-11,8	
	B	26-29	10,2-11,4	

A : 13cm above elbow

B : 10cm under the elbow

Measure the circumference of 13cm above the center of the elbow and the circumference 10cm below the center of the elbow.